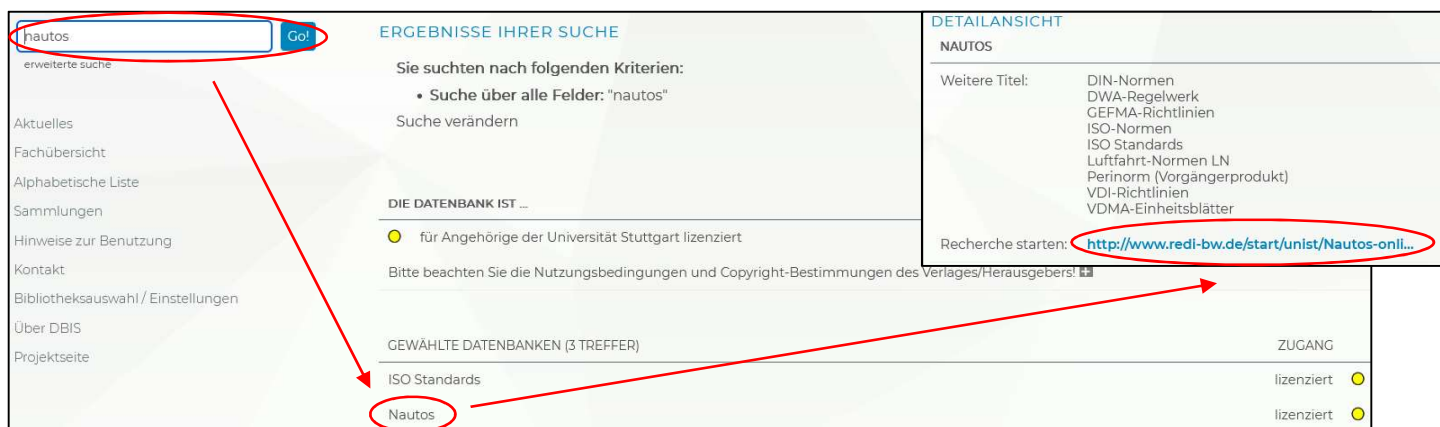


Notes on the Use of the Nautos Database

Starting Nautos

You can find the Nautos database via our homepage under **Search & Borrow -> Databases (DBIS)**. In DBIS you search with the title „Nautos” and start the database via the link.



ERGEBNISSE IHRER SUCHE

Sie suchten nach folgenden Kriterien:

- Suche über alle Felder: "nautos"



Suche verändern

DIE DATENBANK IST ...

- für Angehörige der Universität Stuttgart lizenziert

Bitte beachten Sie die Nutzungsbedingungen und Copyright-Bestimmungen des Verlages/Herausgebers!

GEWÄHLTE DATENBANKEN (3 TREFFER)

Datenbank	ZUGANG
ISO Standards	lizenziert 
Nautos	lizenziert 

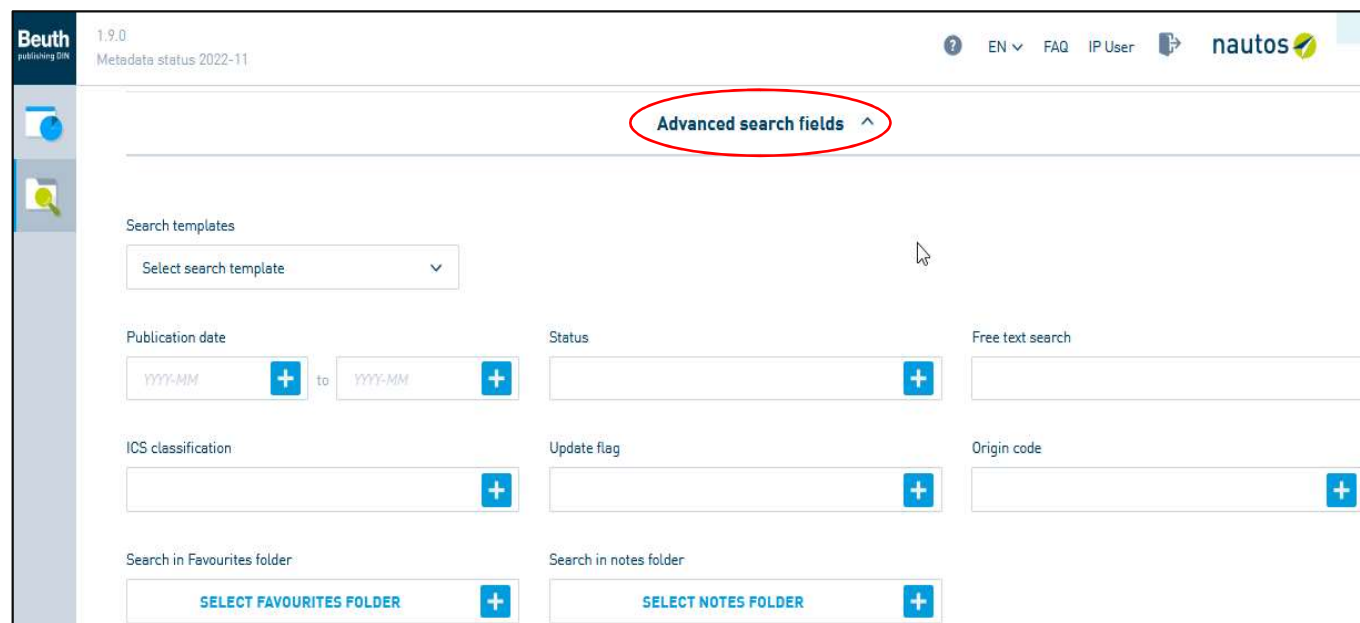
DETAILANSICHT NAUTOS

Weitere Titel: DIN-Normen, DWA-Regelwerk, GEFMA-Richtlinien, ISO-Normen, ISO Standards, Luftfahrt-Normen LN, Perinorm (Vorgängerprodukt), VDI-Richtlinien, VDMA-Einheitsblätter

Recherche starten: <http://www.redi-bw.de/start/unist/Nautos-onli...>

Searching for Documents

After starting Nautos, you get to a search field in which you can search for document numbers. Under “Advanced search fields” you will find more fields in which you can enter corresponding search terms:



Beuth 1.9.0
publishing DIN
Metadata status 2022-11

EN FAQ IP User nautos

Advanced search fields

Search templates
Select search template

Publication date: YYYY-MM to YYYY-MM

Status: [input field]

Free text search: [input field]

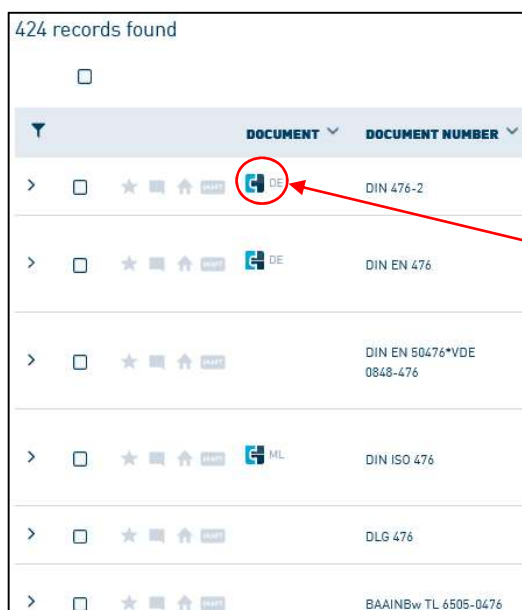
ICS classification: [input field]

Update flag: [input field]


Origin code: [input field]



Search in Favourites folder: **SELECT FAVOURITES FOLDER**

Search in notes folder: **SELECT NOTES FOLDER**




Now you get to the **result list**.

At the beginning, the number of documents found is displayed. Via the filter  symbol you have the possibility to limit those.

The symbol in front of the hit indicates if a full text  is available for this title. Clicking on this icon and then “Show online” opens the document. By default, this is displayed in an HTML view in which you can, for example, jump to the specific text passages via the table of contents  or hide certain aspects via the filter options.

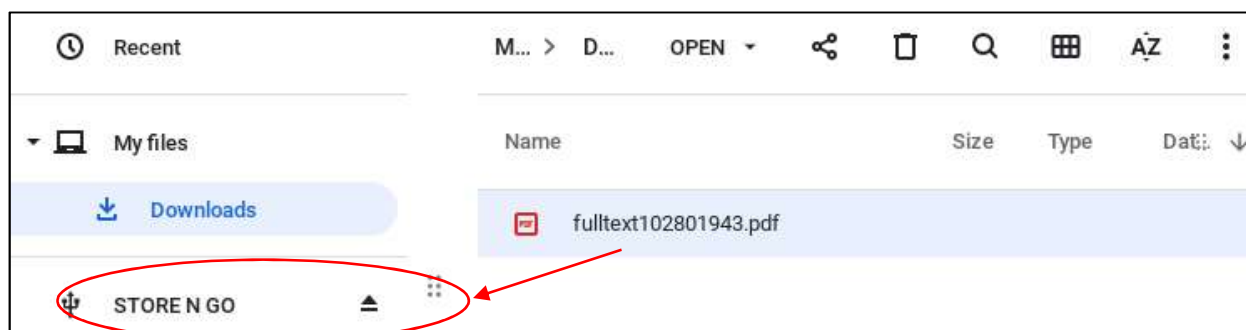
Saving the Document

The document can be saved as a PDF file.

To do so, please switch to the display as PDF and save the file via the  icon.



Clicking on the download manager opens the download directory. There the downloaded file will automatically be saved in the “Downloads” folder and can be moved to the drive (name of the flash drive).



Using the Library Computers of the University of Stuttgart Library

You get an overview of what is stored on the flash drive by clicking on the folder icon at the very bottom center of the screen.



After selecting the drive (name of the flash drive), the files can be viewed.

